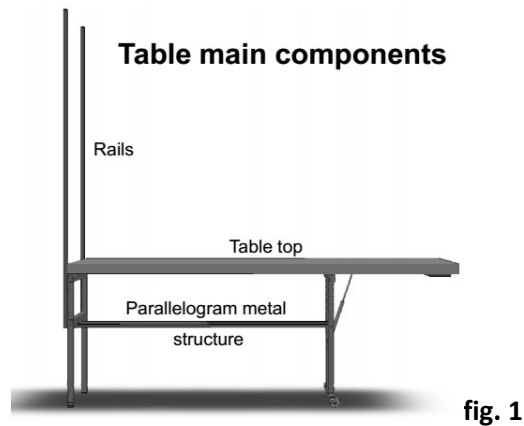


SGUALA' TABLE TECHNICAL DESCRIPTION (Length mm 1900)

The Sgualà table is composed by three main components (fig. 1) that are:

1. **THE RAILS**
2. **THE PARALLELOGRAM METAL STRUCTURE**
3. **THE TABLETOP**



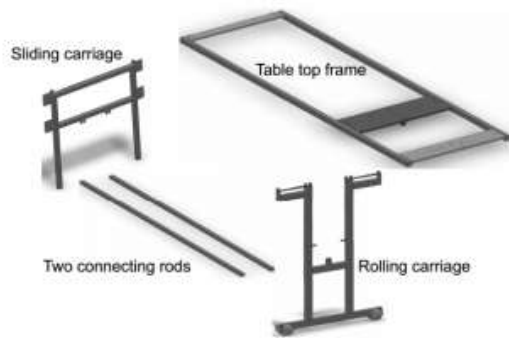
THE TWO RAILS are made in brushed stainless steel 2,5 mm thick and have a section of mm 16x36. The rails are assembled to the wall with anchors and screws at a distance of mm 680 (center to center). The length of the rails is mm 1550. A mounting holes template is supplied with the table. Each rail hosts two sliding shoes in black polyzene that connect the table to the rails and, at the bottom, one magnet that locks the table in closed position.

THE PARALLELOGRAM METAL STRUCTURE is a variable parallelogram that become a rectangle when in open (horizontal) position and a line when in stored (vertical) position. When the structure is open in the horizontal position, the height of the rectangle is 73 or 91 cm.

The parallelogram is composed by four parts and each of them is a side of the parallelogram. The parts are (fig. 2):

- 1) **Tabletop frame;** it is the upper horizontal side of the parallelogram
- 2) **Rolling carriage;** it is the external vertical side of the parallelogram
- 3) **Two connecting rods;** they are the lower horizontal side of the parallelogram
- 4) **Sliding carriage;** it is the wall vertical side of the parallelogram

Parallelogram metal structure components



Assembled parallelogram metal structure

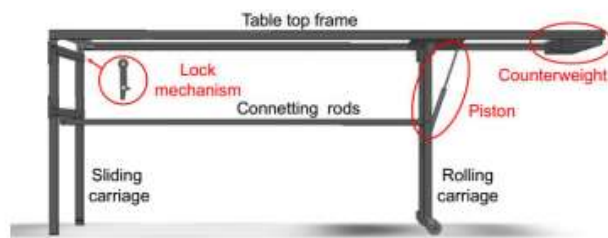


fig. 2

The **tabletop frame** is composed by two mm 30x30 steel tubes mm 1875 long, connected by three 12 mm thick and 650 mm long steel plates.

The wall steel plate hosts the hinges for the connection with the sliding carriage; the central plate hosts the hinges for the connection with the rolling carriage and the piston joint; the third plate, opposite to the wall plate, hosts the counterweight plates.

The size of the **tabletop frame** is mm 710x1875x3. The tabletop can overhang the frame on left and right (the mm 1875 sides) with no limitation while on the front side the overhang must be up to mm 25 and no overhang is allowed on the wall side.

With the table in open position, the **tabletop frame** is at mm 23 from the wall and at mm 730 or mm 910 from the floor.

The **rolling carriage** is made with mm 30x30 steel tubes. It contains the four wheels mm 50 diameter, on top the hinges for the connection with the tabletop frame, the piston joint and, at mm 407 from the floor, the holes for the connection with the two connecting rods.

The **two connecting rods** are made with mm 20x20 steel tubes and connect the sliding carriage with the rolling carriage.

The **sliding carriage** is made with mm 30x30 steel tubes. On top it has the hinges for the connection with the tabletop frame, at mm 407 from the floor there are holes for the connection with the two connecting rods and on the sides there are the four plates to connect the whole parallelogram table structure to the four sliding shoes in black polyzene (two for each rail). The **sliding carriage** slides at 12 mm from the wall.

The Sgualà parallelogram metal structure is powder coated and the available colors are:

- white RAL 9003 (matt or semi gloss)
- black RAL 9005 (matt or semi gloss)
- grey RAL 7035 (matt).

THE TABLETOP length is mm 1900 while the width ranges from mm 800 to 1200 with step of mm 100. The tabletop thickness is mm 20 with the two lateral borders of mm 50 and the front border of mm 30. The tabletop wraps the top metal frame.

Do it yourself tabletop

The thickness of mm 20 is suggested. Increasing the thickness, the tabletop weight will increase, and it will be heavier to close the table. The minimum size of the tabletop is the size of the tabletop frame mm 710x1875.

The tabletop can overhang the frame on left and right (the mm 1875 sides) up to mm 250 while on the front side the overhang must be up to mm 25; no overhang is allowed on the wall side.

[**www.newtableconcept.com**](http://www.newtableconcept.com)